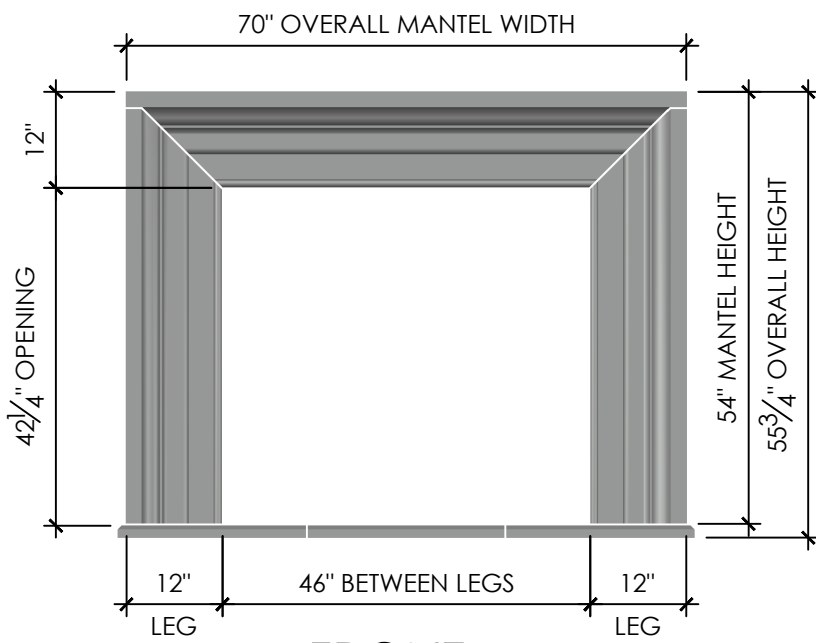


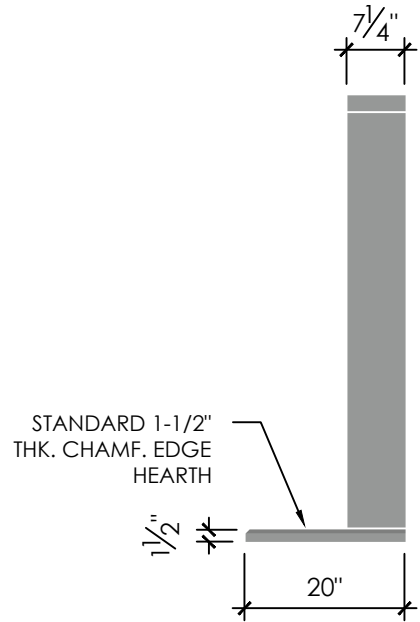
CLASSIC FAST FAVORITE



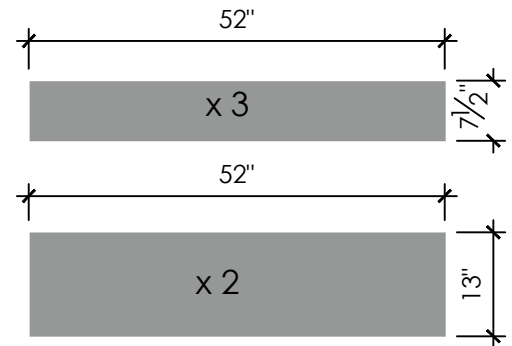
FRONT



HEARTH



SIDE



FILLER PANELS**

**NO MODIFICATIONS TO FAST FAVORITE MANTELS
 **ALL JOINTS ARE AT $\frac{1}{4}$ " UNLESS NOTED OTHERWISE
 **FILLER PANELS ARE CUT TO FIT AT TIME OF INSTALLATION

COLOR SELECTION

- | | |
|--------------------------------|------------------------------------|
| <input type="checkbox"/> WHITE | <input type="checkbox"/> SOLEIL |
| <input type="checkbox"/> PEARL | <input type="checkbox"/> LIMESTONE |
| <input type="checkbox"/> BUFF | <input type="checkbox"/> DARK BUFF |

CUSTOMER APPROVAL

SIGNATURE: _____

PRINT NAME: _____

DATE: _____